

# PINE MOUNTAIN CLUB - POA CLUBHOUSE

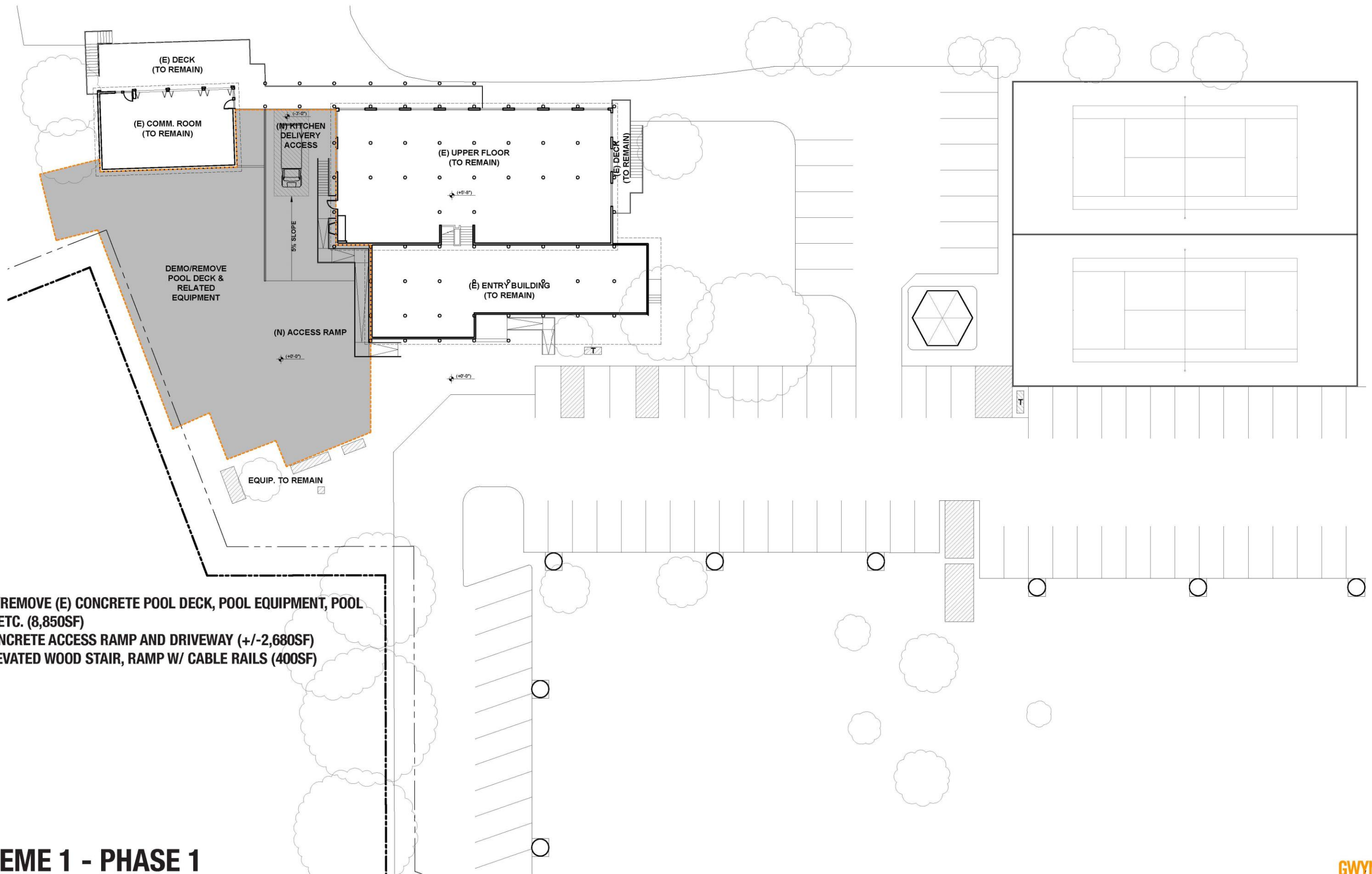
PHASING PACKAGE

2/23/2019



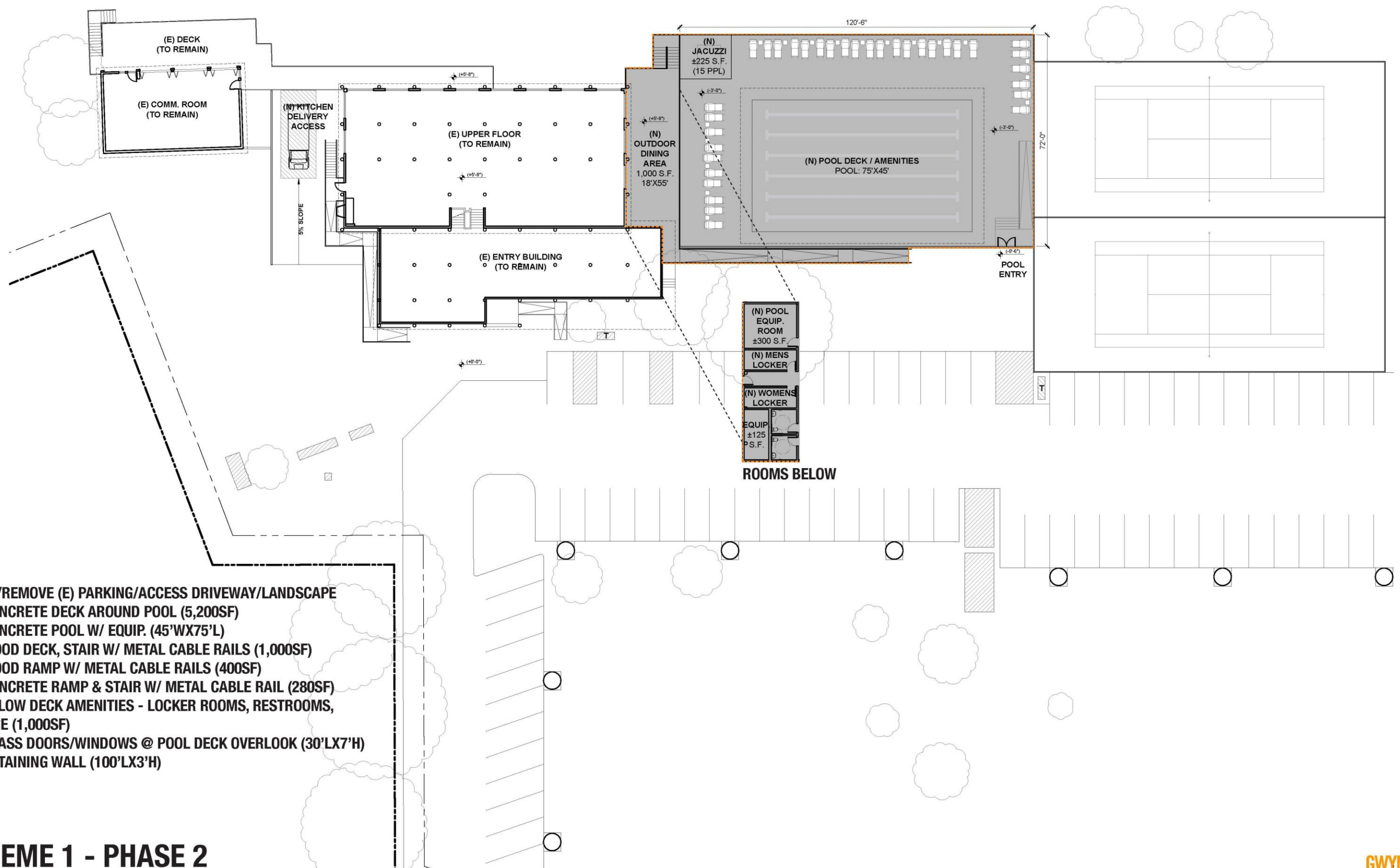


# SCHEME 1



- DEMO/RMOVE (E) CONCRETE POOL DECK, POOL EQUIPMENT, POOL HOUSE, ETC. (8,850SF)
- (N) CONCRETE ACCESS RAMP AND DRIVEWAY (+/-2,680SF)
- (N) ELEVATED WOOD STAIR, RAMP W/ CABLE RAILS (400SF)

**SCHEME 1 - PHASE 1**  
**UPPER LEVEL**  
 1/32" = 1'-0"

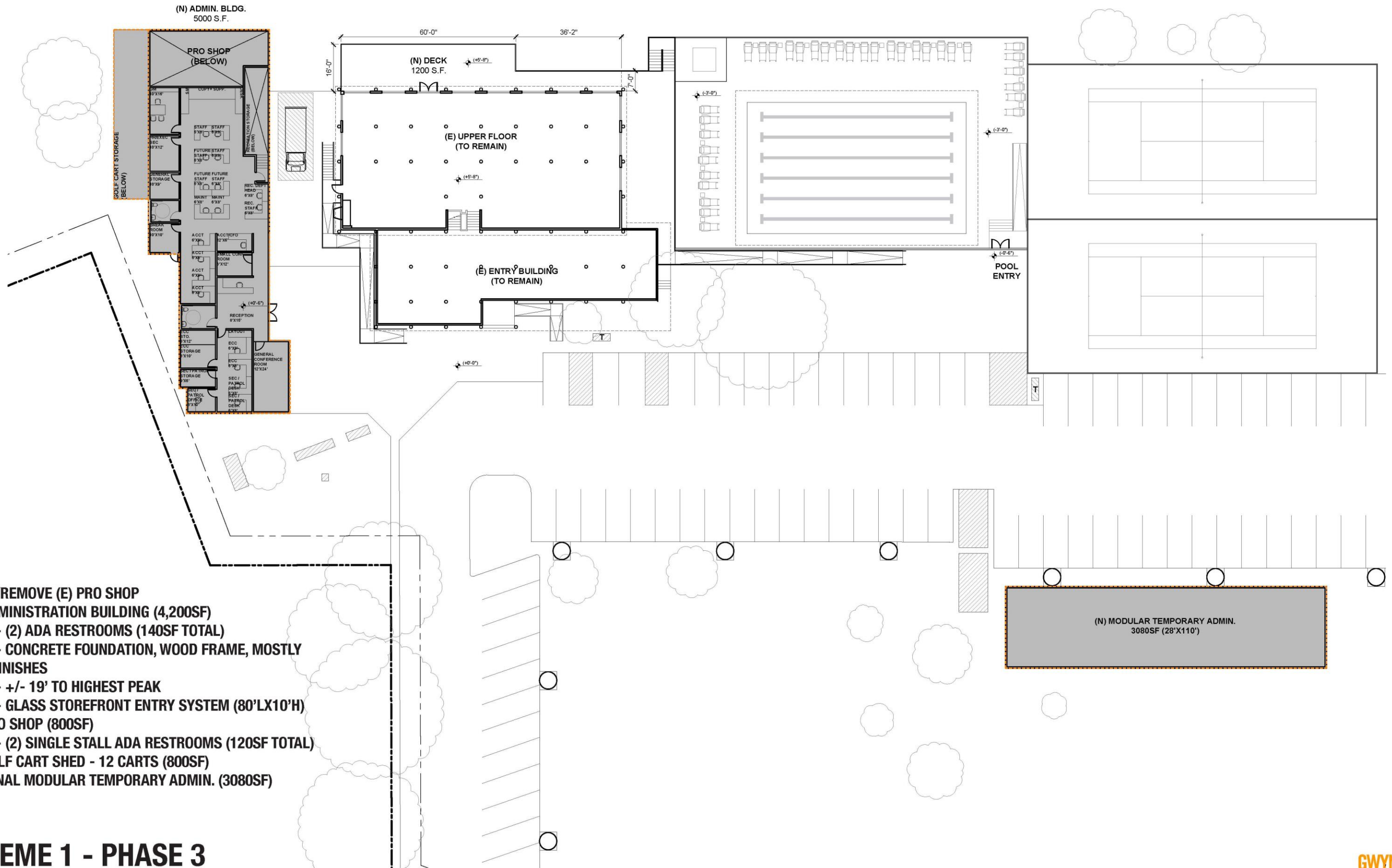


- DEMO/REMOVE (E) PARKING/ACCESS DRIVEWAY/LANDSCAPE
- (N) CONCRETE DECK AROUND POOL (5,200SF)
- (N) CONCRETE POOL W/ EQUIP. (45'WX75'L)
- (N) WOOD DECK, STAIR W/ METAL CABLE RAILS (1,000SF)
- (N) WOOD RAMP W/ METAL CABLE RAILS (400SF)
- (N) CONCRETE RAMP & STAIR W/ METAL CABLE RAIL (280SF)
- (N) BELOW DECK AMENITIES - LOCKER ROOMS, RESTROOMS, STORAGE (1,000SF)
- (N) GLASS DOORS/WINDOWS @ POOL DECK OVERLOOK (30'LX7'H)
- (N) RETAINING WALL (100'LX3'H)

## SCHEME 1 - PHASE 2 UPPER LEVEL

1/32" = 1'-0"

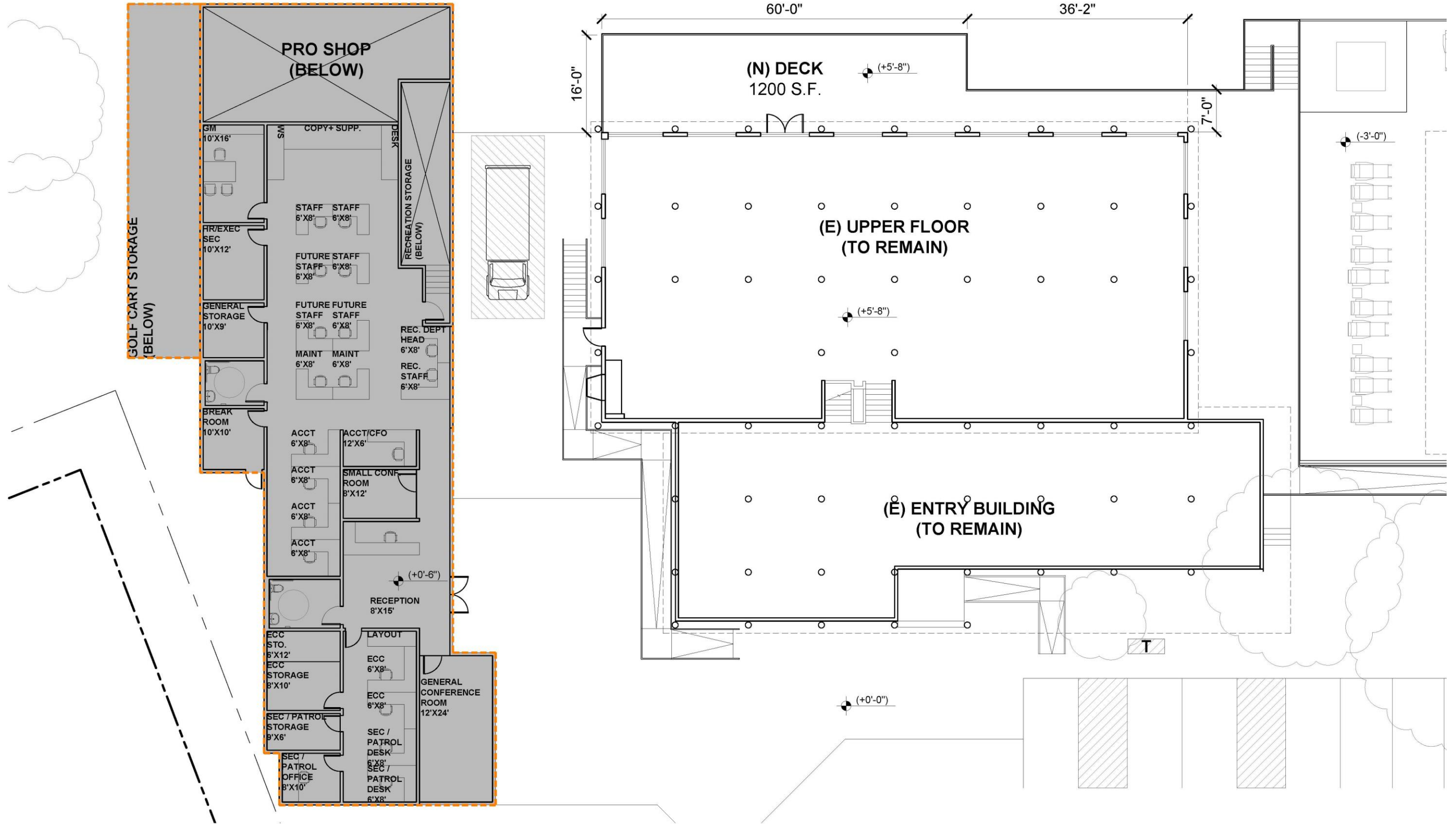
PINE MOUNTAIN CLUB POA CLUBHOUSE - PHASING PACKAGE  
2524 BEECHWOOD WAY, FRAZIER PARK, CA 93222  
2/23/2019



- DEMO/REMOVE (E) PRO SHOP
- (N) ADMINISTRATION BUILDING (4,200SF)
  - (2) ADA RESTROOMS (140SF TOTAL)
  - CONCRETE FOUNDATION, WOOD FRAME, MOSTLY WOOD FINISHES
  - +/- 19' TO HIGHEST PEAK
  - GLASS STOREFRONT ENTRY SYSTEM (80'LX10'H)
- (N) PRO SHOP (800SF)
  - (2) SINGLE STALL ADA RESTROOMS (120SF TOTAL)
- (N) GOLF CART SHED - 12 CARTS (800SF)
- OPTIONAL MODULAR TEMPORARY ADMIN. (3080SF)

**SCHEME 1 - PHASE 3**  
**UPPER LEVEL**  
 1/32" = 1'-0"

(N) ADMIN. BLDG.  
5000 S.F.



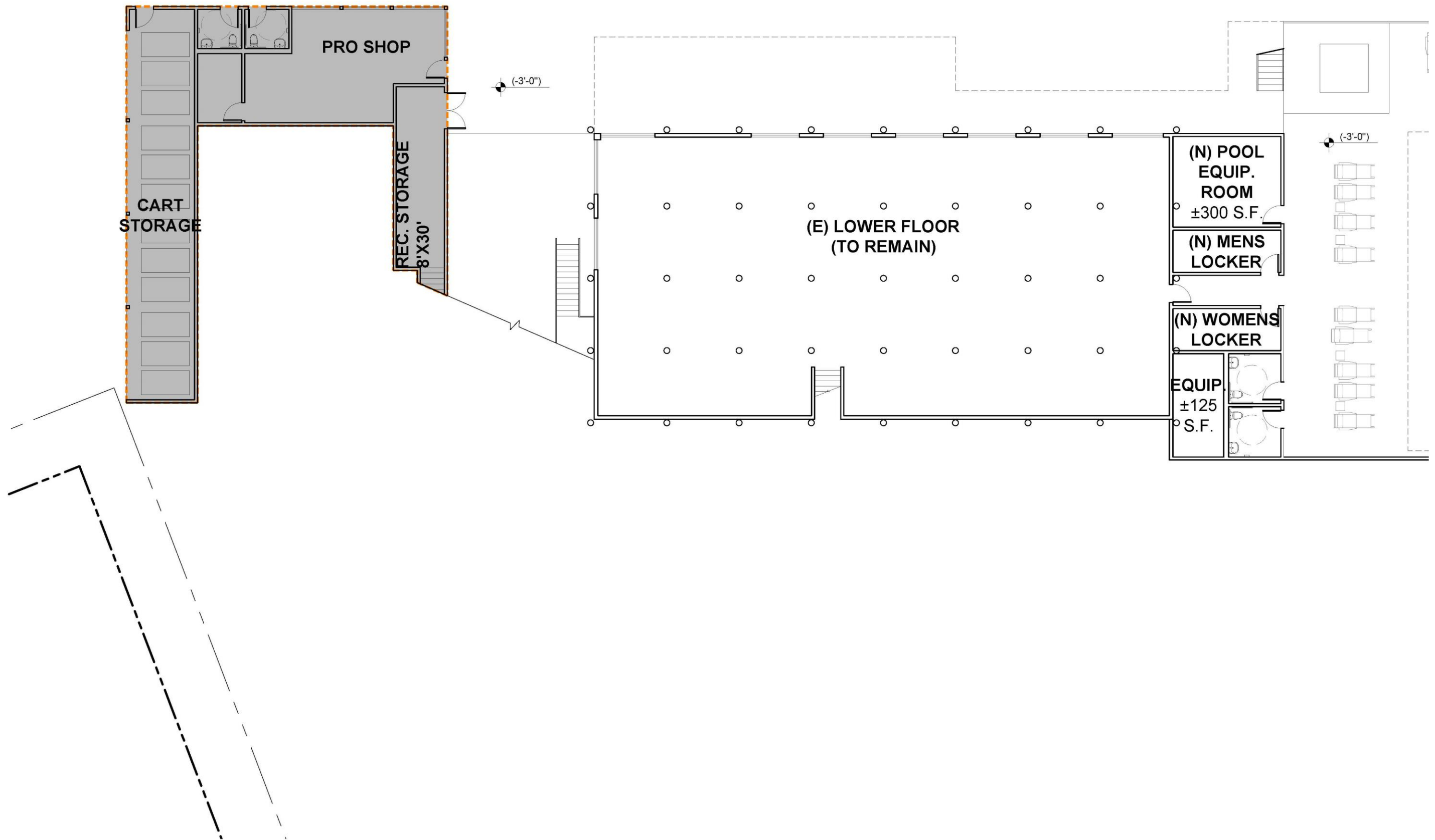
**SCHEME 1 - PHASE 3 (ENLARGED PLAN)**

**UPPER LEVEL**

1/16" = 1'-0"

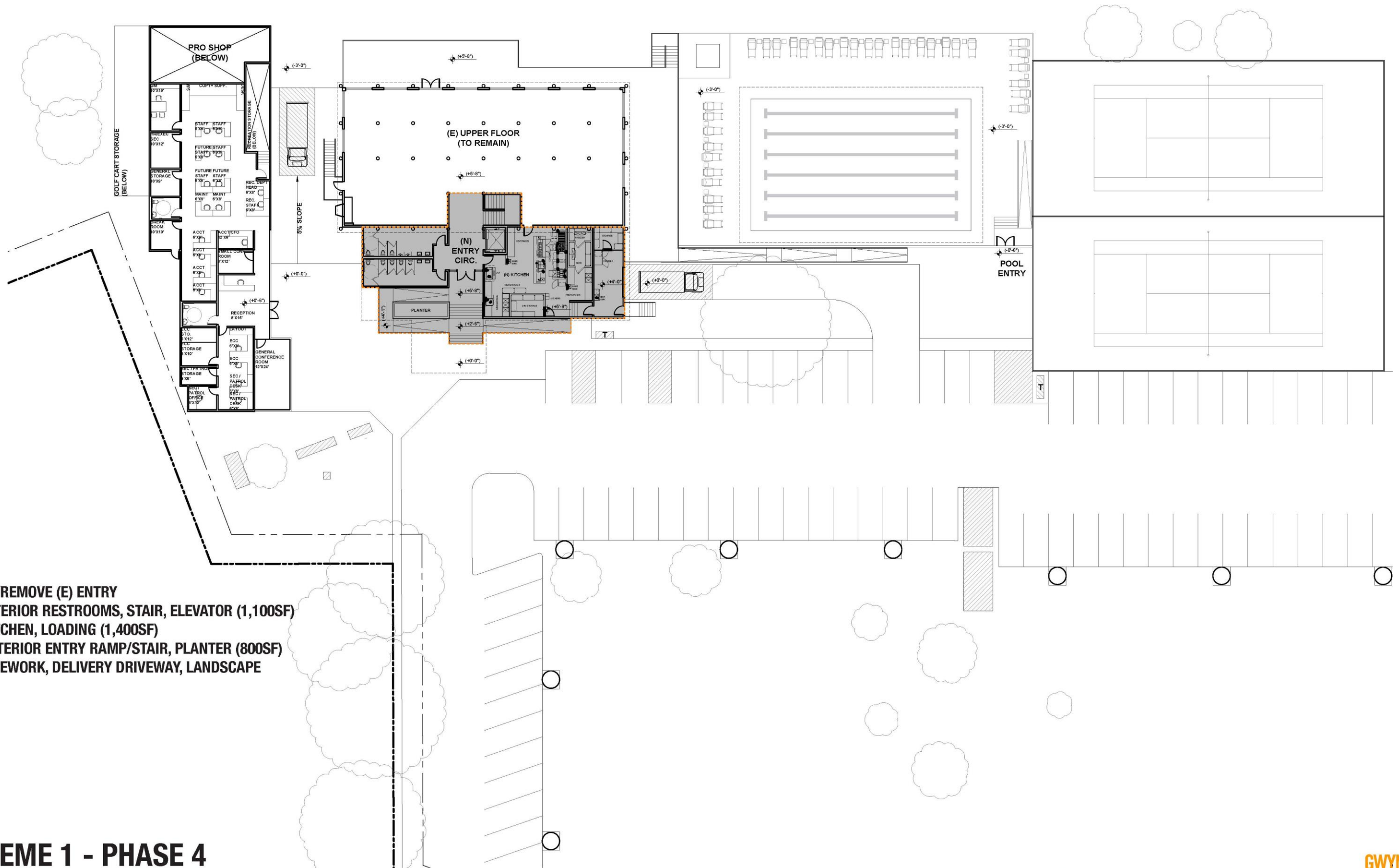
PINE MOUNTAIN CLUB POA CLUBHOUSE - PHASING PACKAGE  
2524 BEECHWOOD WAY, FRAZIER PARK, CA 93222  
2/23/2019





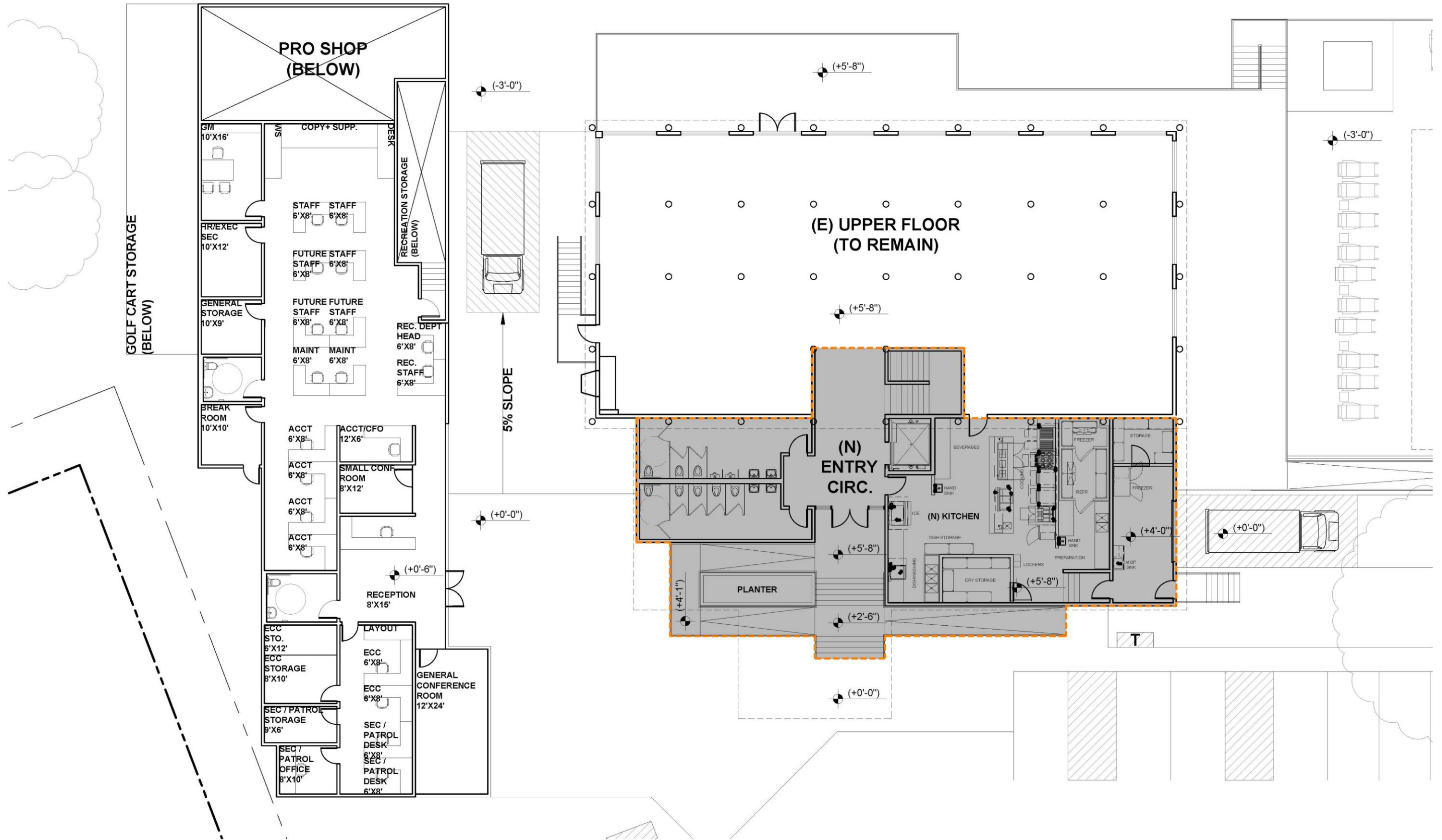
**SCHEME 1 - PHASE 3 (ENLARGED PLAN)**  
**LOWER LEVEL**  
 1/16" = 1'-0"





- DEMO/REMOVE (E) ENTRY
- (N) INTERIOR RESTROOMS, STAIR, ELEVATOR (1,100SF)
- (N) KITCHEN, LOADING (1,400SF)
- (N) EXTERIOR ENTRY RAMP/STAIR, PLANTER (800SF)
- (N) SITEWORK, DELIVERY DRIVEWAY, LANDSCAPE

**SCHEME 1 - PHASE 4**  
**UPPER LEVEL**  
 1/32" = 1'-0"

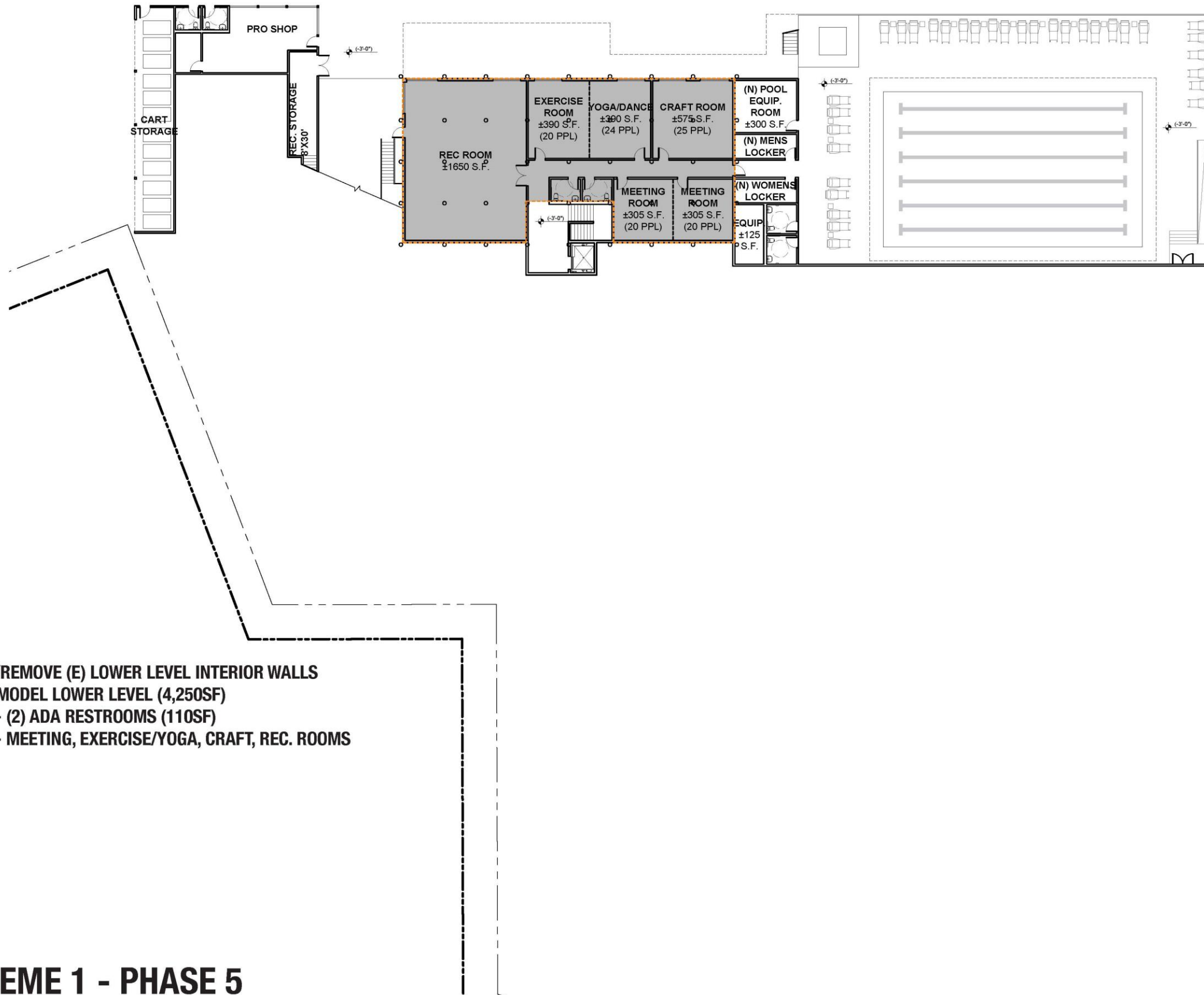


**SCHEME 1 - PHASE 4 (ENLARGED PLAN)**

**UPPER LEVEL**

1/16" = 1'-0"

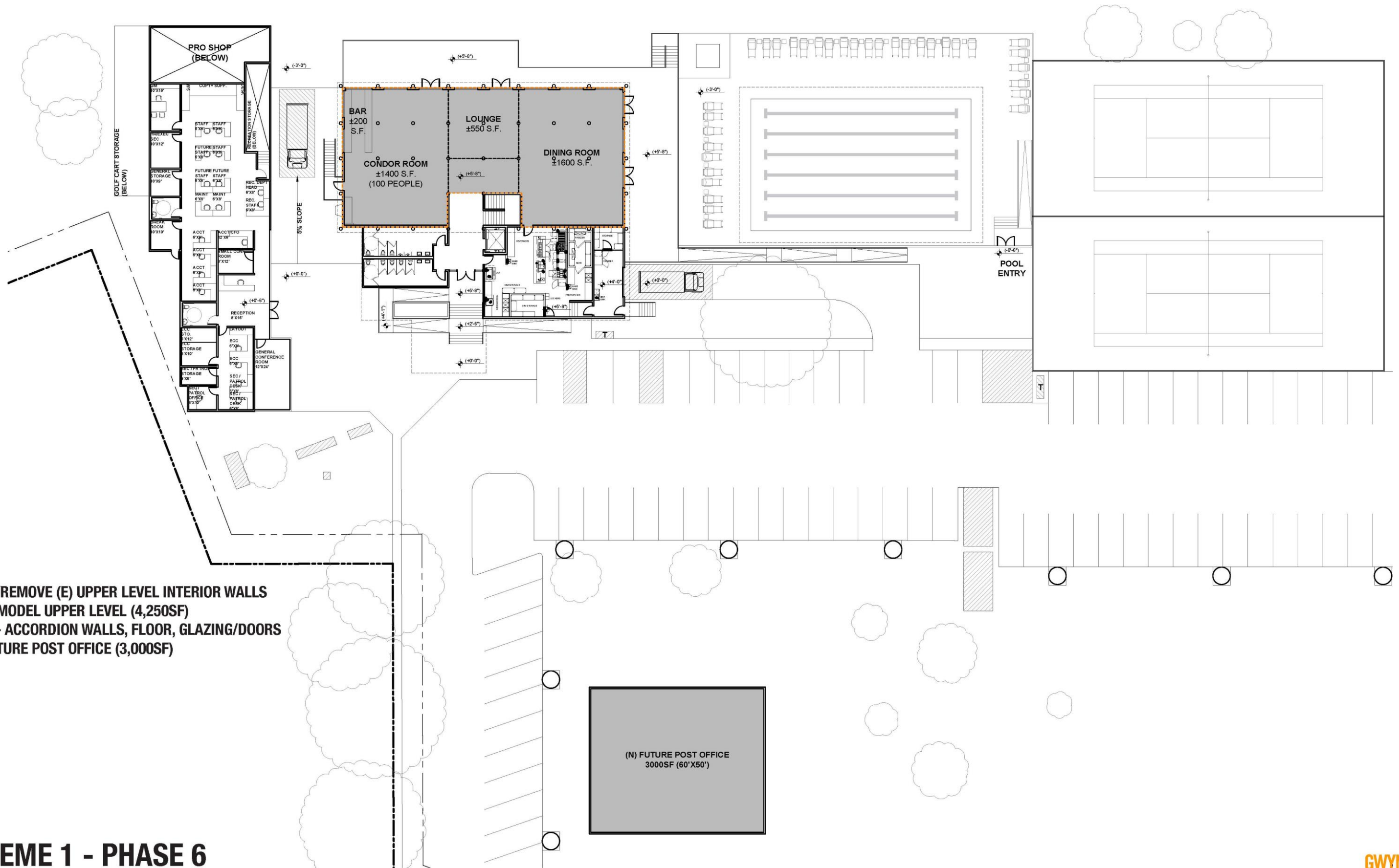
PINE MOUNTAIN CLUB POA CLUBHOUSE - PHASING PACKAGE  
 2524 BEECHWOOD WAY, FRAZIER PARK, CA 93222  
 2/23/2019



- DEMO/REMOVE (E) LOWER LEVEL INTERIOR WALLS
- (N) REMODEL LOWER LEVEL (4,250SF)
  - (2) ADA RESTROOMS (110SF)
  - MEETING, EXERCISE/YOGA, CRAFT, REC. ROOMS

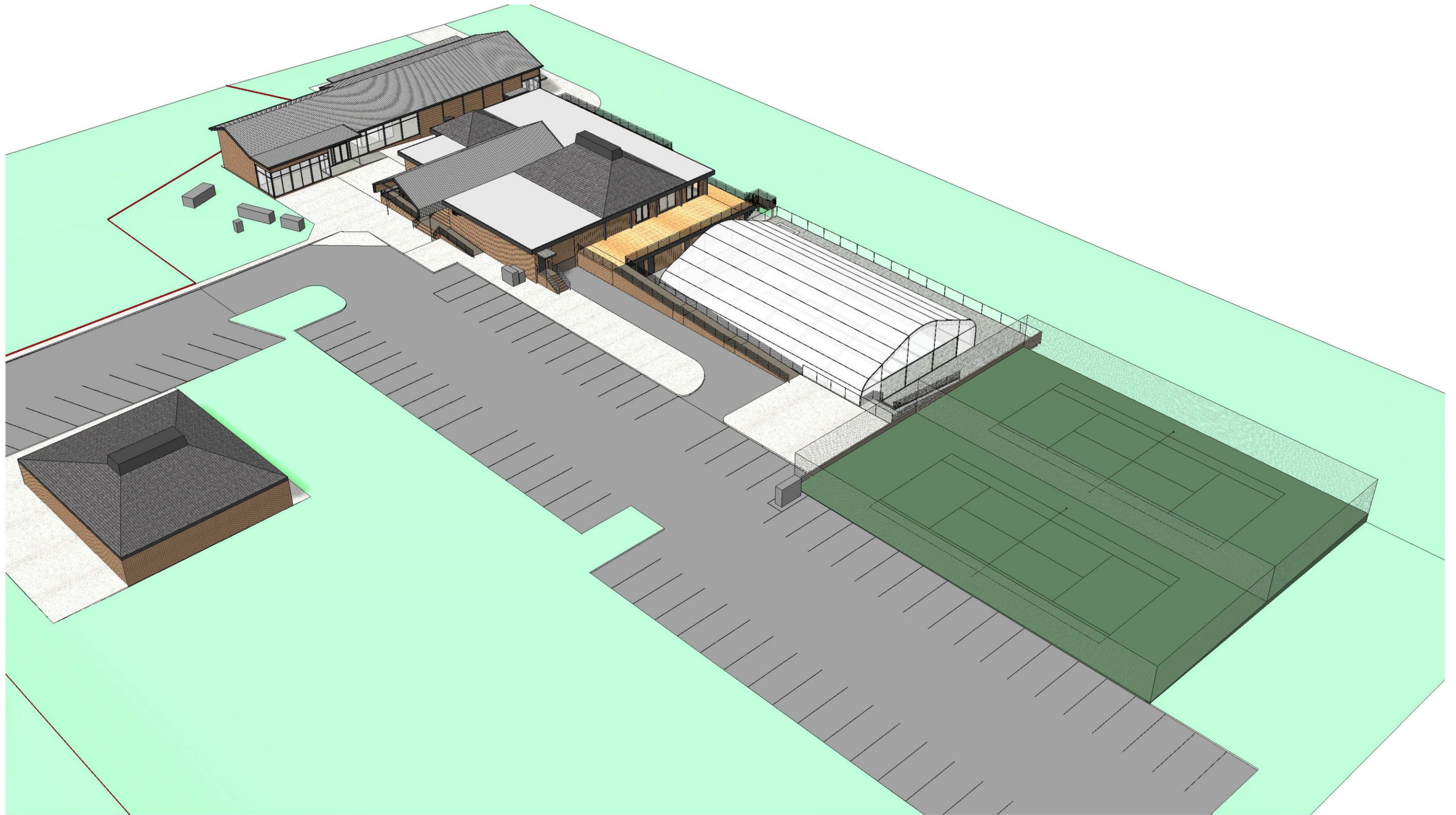
## SCHEME 1 - PHASE 5 LOWER LEVEL

1/32" = 1'-0"



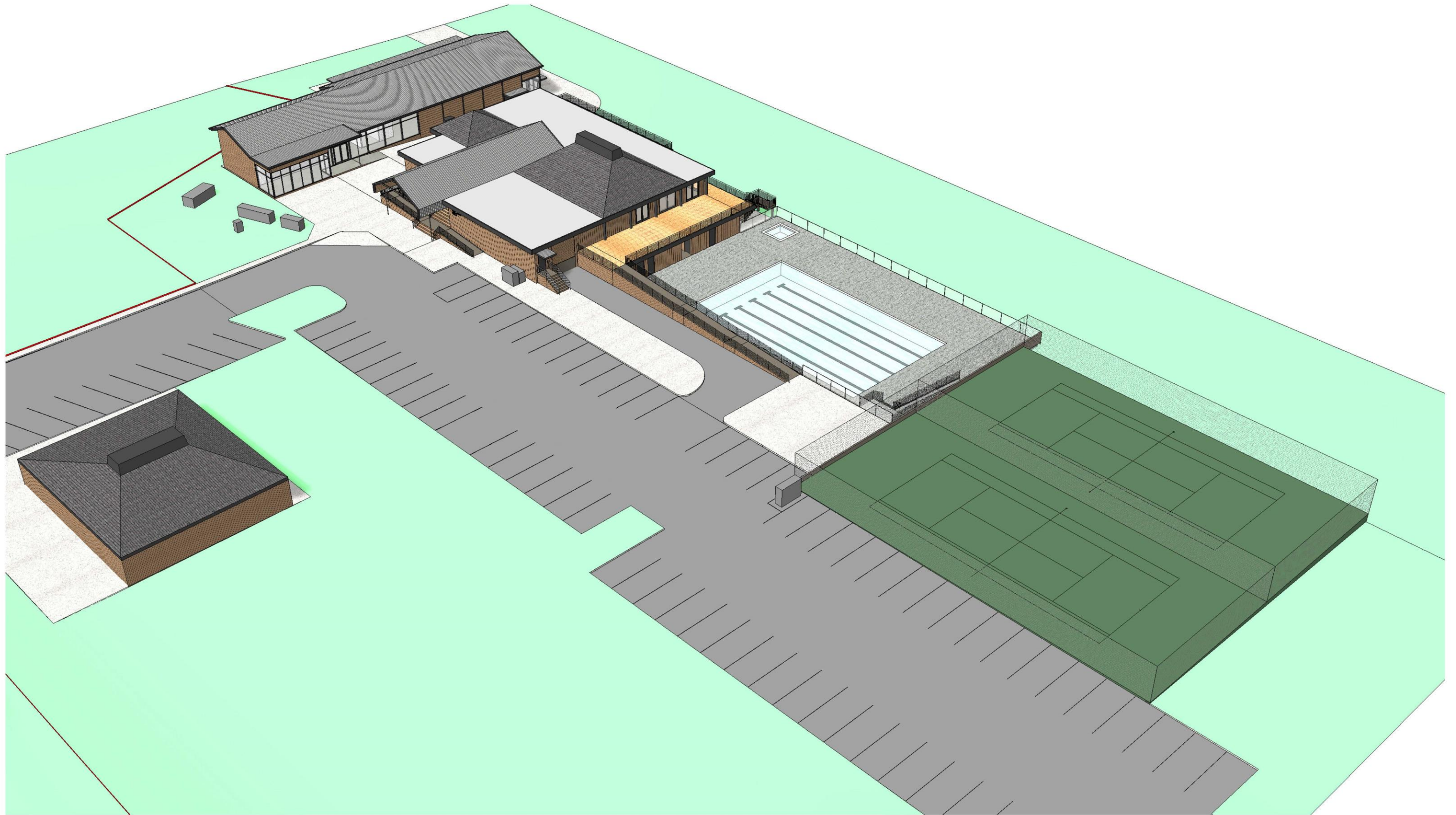
- DEMO/REMOVE (E) UPPER LEVEL INTERIOR WALLS
- (N) REMODEL UPPER LEVEL (4,250SF)
  - ACCORDION WALLS, FLOOR, GLAZING/DOORS
- (N) FUTURE POST OFFICE (3,000SF)

**SCHEME 1 - PHASE 6**  
**UPPER LEVEL**  
 1/32" = 1'-0"



**SCHEME 1 - OVERALL VIEW FROM THE SOUTHWEST - WITH POOL CANOPY**

PINE MOUNTAIN CLUB POA CLUBHOUSE - PHASING PACKAGE  
2524 BEECHWOOD WAY, FRAZIER PARK, CA 93222  
2/23/2019



**SCHEME 1 - OVERALL VIEW FROM THE SOUTHWEST - NO POOL CANOPY**



**SCHEME 1 - OVERALL VIEW FROM THE NORTHEAST - WITH POOL CANOPY**

PINE MOUNTAIN CLUB POA CLUBHOUSE - PHASING PACKAGE  
2524 BEECHWOOD WAY, FRAZIER PARK, CA 93222  
2/23/2019



**SCHEME 1 - OVERALL VIEW FROM THE NORTHEAST - NO POOL CANOPY**

PINE MOUNTAIN CLUB POA CLUBHOUSE - PHASING PACKAGE  
2524 BEECHWOOD WAY, FRAZIER PARK, CA 93222  
2/23/2019





**SCHEME 1 - VIEW FROM ENTRANCE DRIVEWAY**

**PINE MOUNTAIN CLUB POA CLUBHOUSE - PHASING PACKAGE**  
2524 BEECHWOOD WAY, FRAZIER PARK, CA 93222  
2/23/2019



**SCHEME 1 - VIEW OF CLUBHOUSE / ADMINISTRATION BUILDING ENTRY**

PINE MOUNTAIN CLUB POA CLUBHOUSE - PHASING PACKAGE  
2524 BEECHWOOD WAY, FRAZIER PARK, CA 93222  
2/23/2019



**SCHEME 1 - VIEW FROM DECK ABOVE POOL**



**SCHEME 1 - GOLF COURSE VIEW - NO POOL CANOPY**

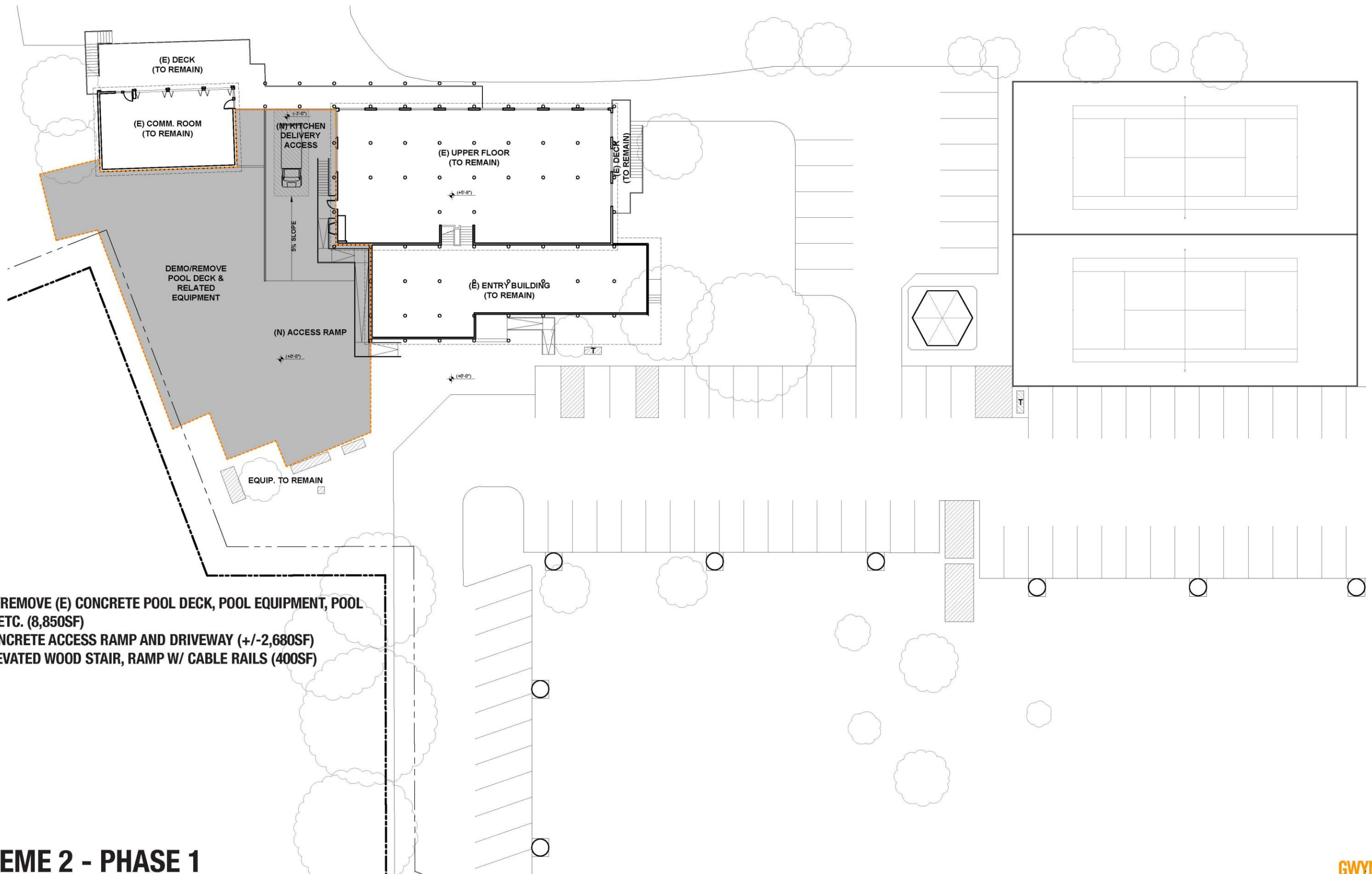
PINE MOUNTAIN CLUB POA CLUBHOUSE - PHASING PACKAGE  
2524 BEECHWOOD WAY, FRAZIER PARK, CA 93222  
2/23/2019



**SCHEME 1 - GOLF COURSE VIEW - WITH CANOPY**

PINE MOUNTAIN CLUB POA CLUBHOUSE - PHASING PACKAGE  
2524 BEECHWOOD WAY, FRAZIER PARK, CA 93222  
2/23/2019

# SCHEME 2

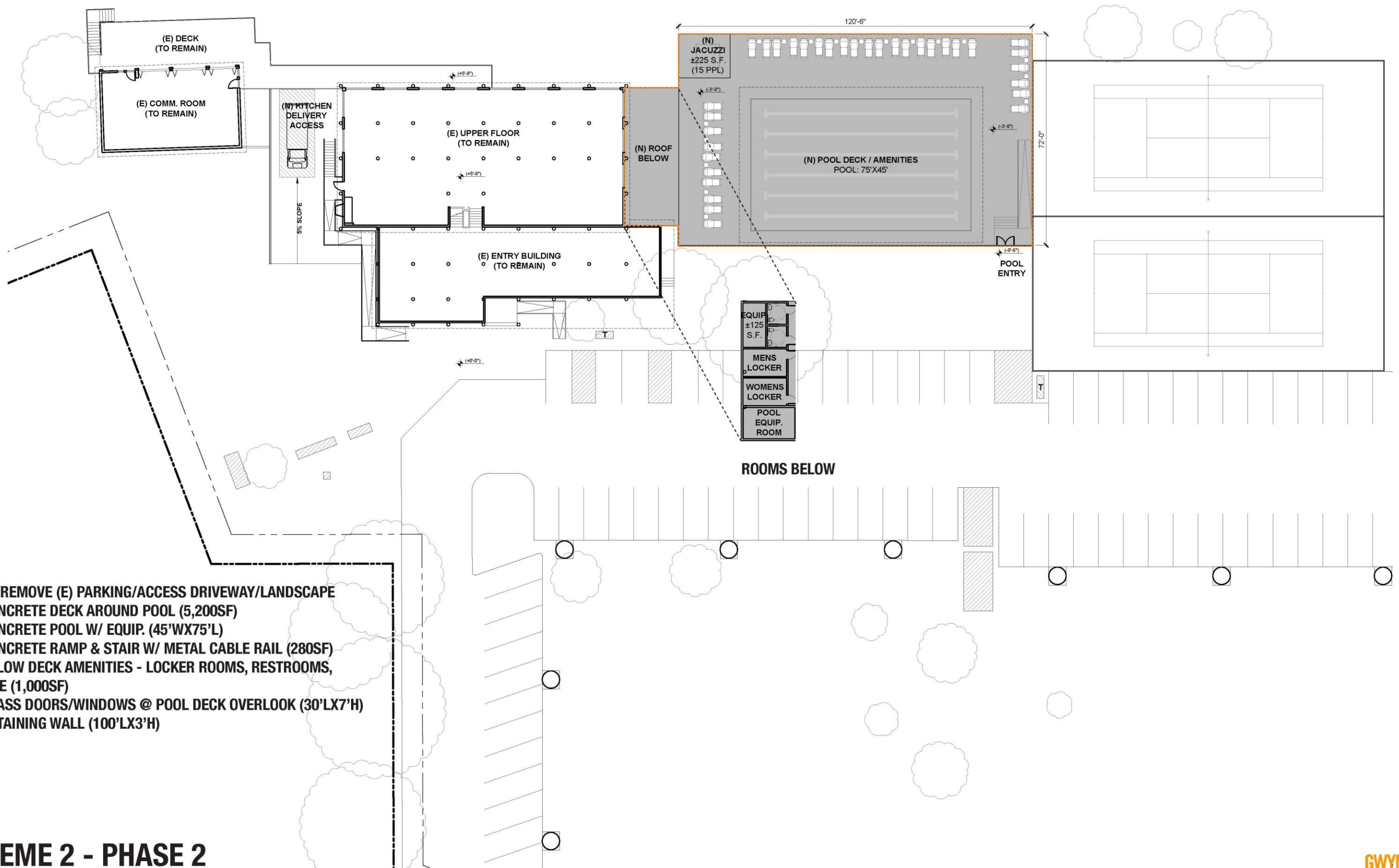


- DEMO/RMOVE (E) CONCRETE POOL DECK, POOL EQUIPMENT, POOL HOUSE, ETC. (8,850SF)
- (N) CONCRETE ACCESS RAMP AND DRIVEWAY (+/-2,680SF)
- (N) ELEVATED WOOD STAIR, RAMP W/ CABLE RAILS (400SF)

## SCHEME 2 - PHASE 1 UPPER LEVEL

1/32" = 1'-0"

PINE MOUNTAIN CLUB POA CLUBHOUSE - PHASING PACKAGE  
2524 BEECHWOOD WAY, FRAZIER PARK, CA 93222  
2/23/2019

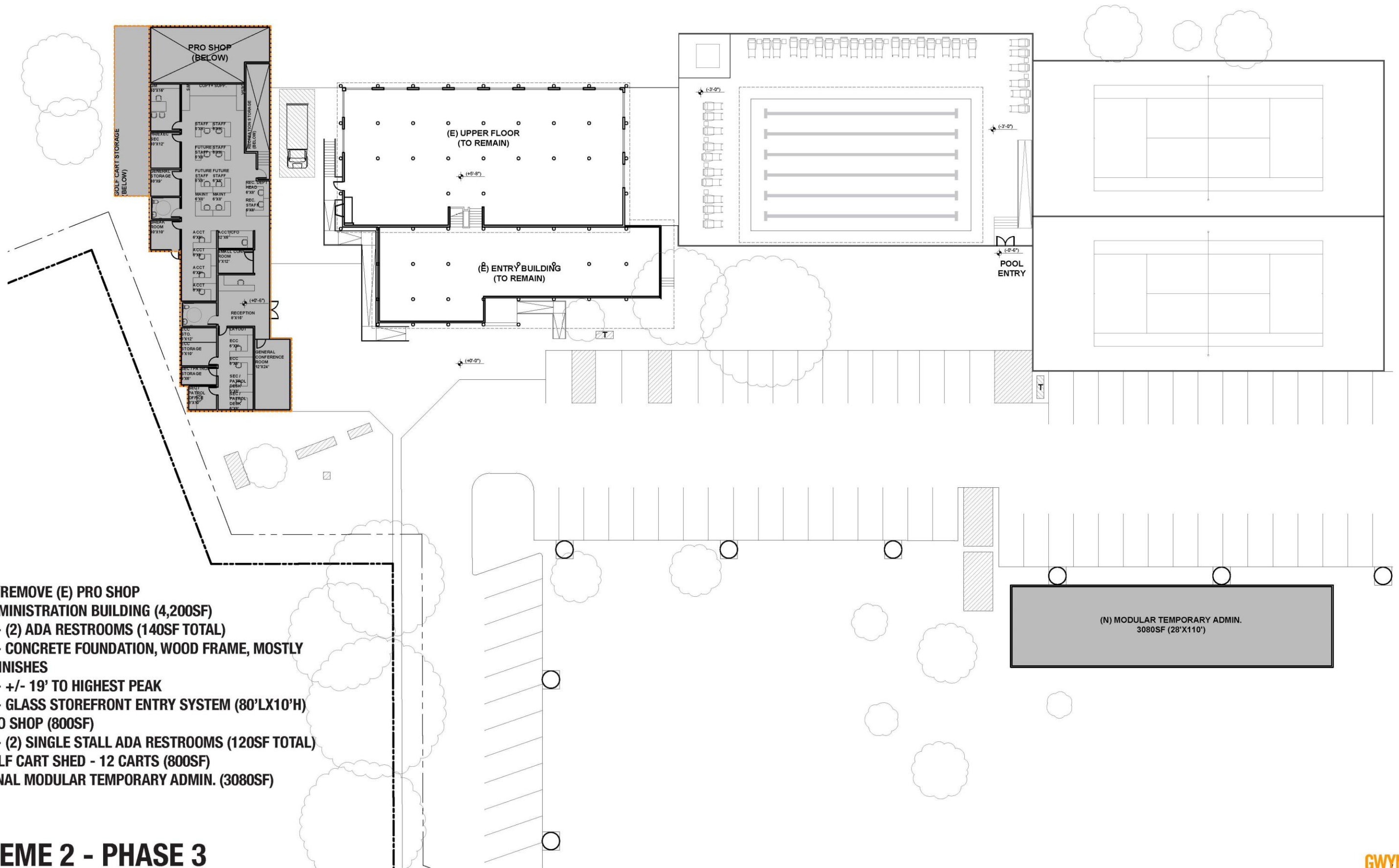


- DEMO/REMOVE (E) PARKING/ACCESS DRIVEWAY/LANDSCAPE
- (N) CONCRETE DECK AROUND POOL (5,200SF)
- (N) CONCRETE POOL W/ EQUIP. (45'WX75'L)
- (N) CONCRETE RAMP & STAIR W/ METAL CABLE RAIL (280SF)
- (N) BELOW DECK AMENITIES - LOCKER ROOMS, RESTROOMS, STORAGE (1,000SF)
- (N) GLASS DOORS/WINDOWS @ POOL DECK OVERLOOK (30'LX7'H)
- (N) RETAINING WALL (100'LX3'H)

## SCHEME 2 - PHASE 2 UPPER LEVEL

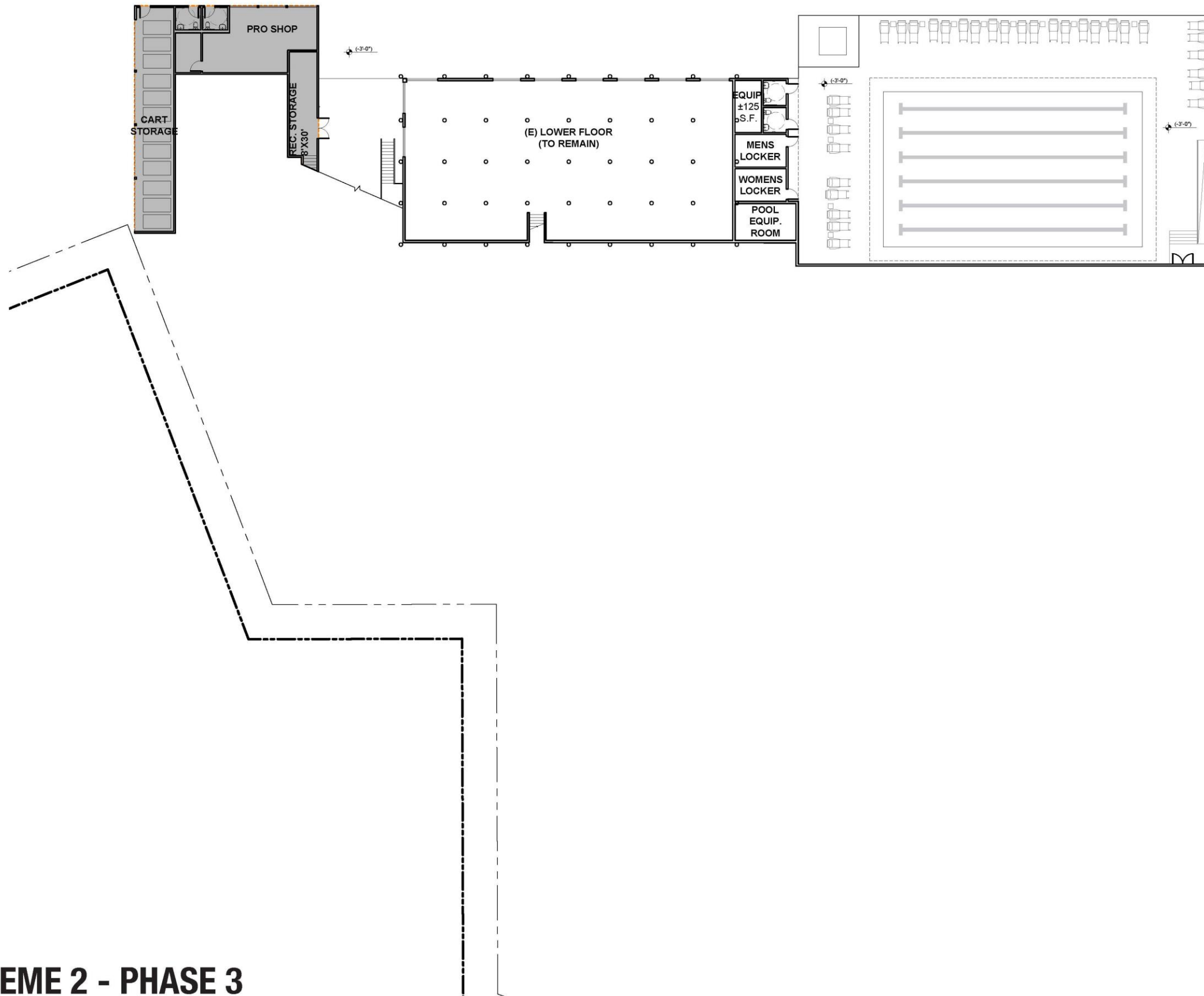
1/32" = 1'-0"



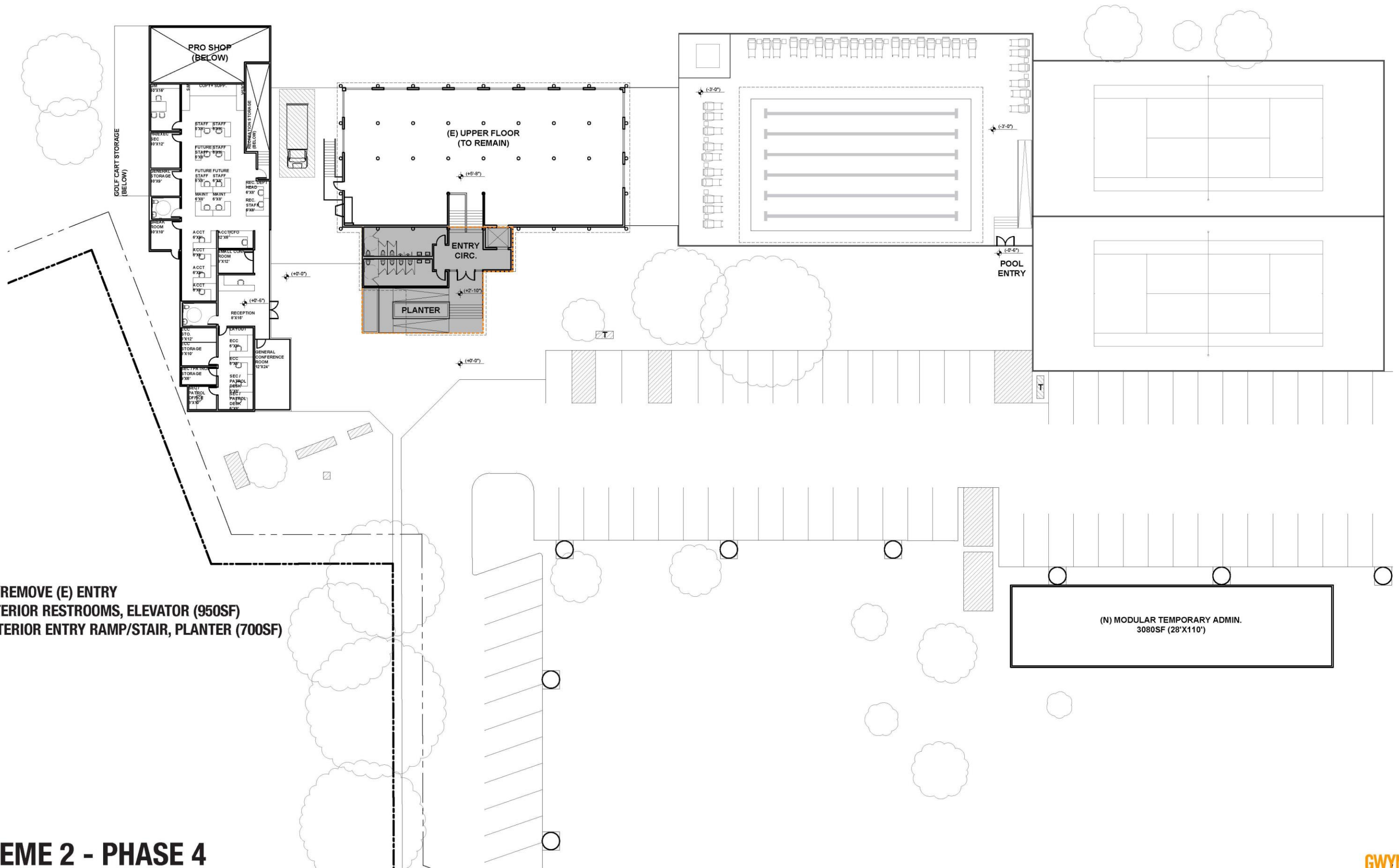


- DEMO/REMOVE (E) PRO SHOP
- (N) ADMINISTRATION BUILDING (4,200SF)
  - (2) ADA RESTROOMS (140SF TOTAL)
  - CONCRETE FOUNDATION, WOOD FRAME, MOSTLY WOOD FINISHES
  - +/- 19' TO HIGHEST PEAK
  - GLASS STOREFRONT ENTRY SYSTEM (80'LX10'H)
- (N) PRO SHOP (800SF)
  - (2) SINGLE STALL ADA RESTROOMS (120SF TOTAL)
- (N) GOLF CART SHED - 12 CARTS (800SF)
- OPTIONAL MODULAR TEMPORARY ADMIN. (3080SF)

**SCHEME 2 - PHASE 3**  
**UPPER LEVEL**  
 1/32" = 1'-0"



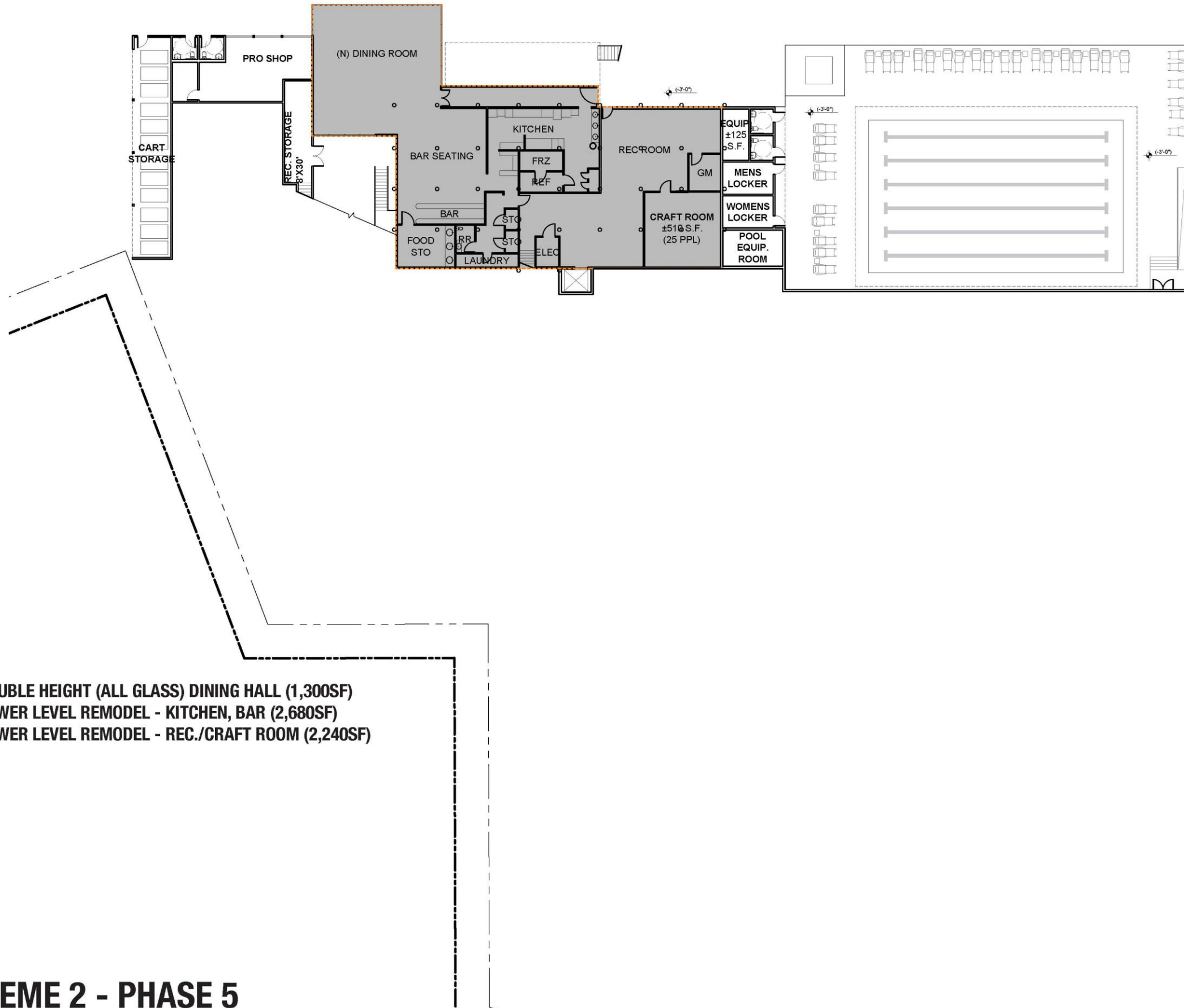
**SCHEME 2 - PHASE 3**  
**LOWER LEVEL**  
 1/32" = 1'-0"



- DEMO/REMOVE (E) ENTRY
- (N) INTERIOR RESTROOMS, ELEVATOR (950SF)
- (N) EXTERIOR ENTRY RAMP/STAIR, PLANTER (700SF)

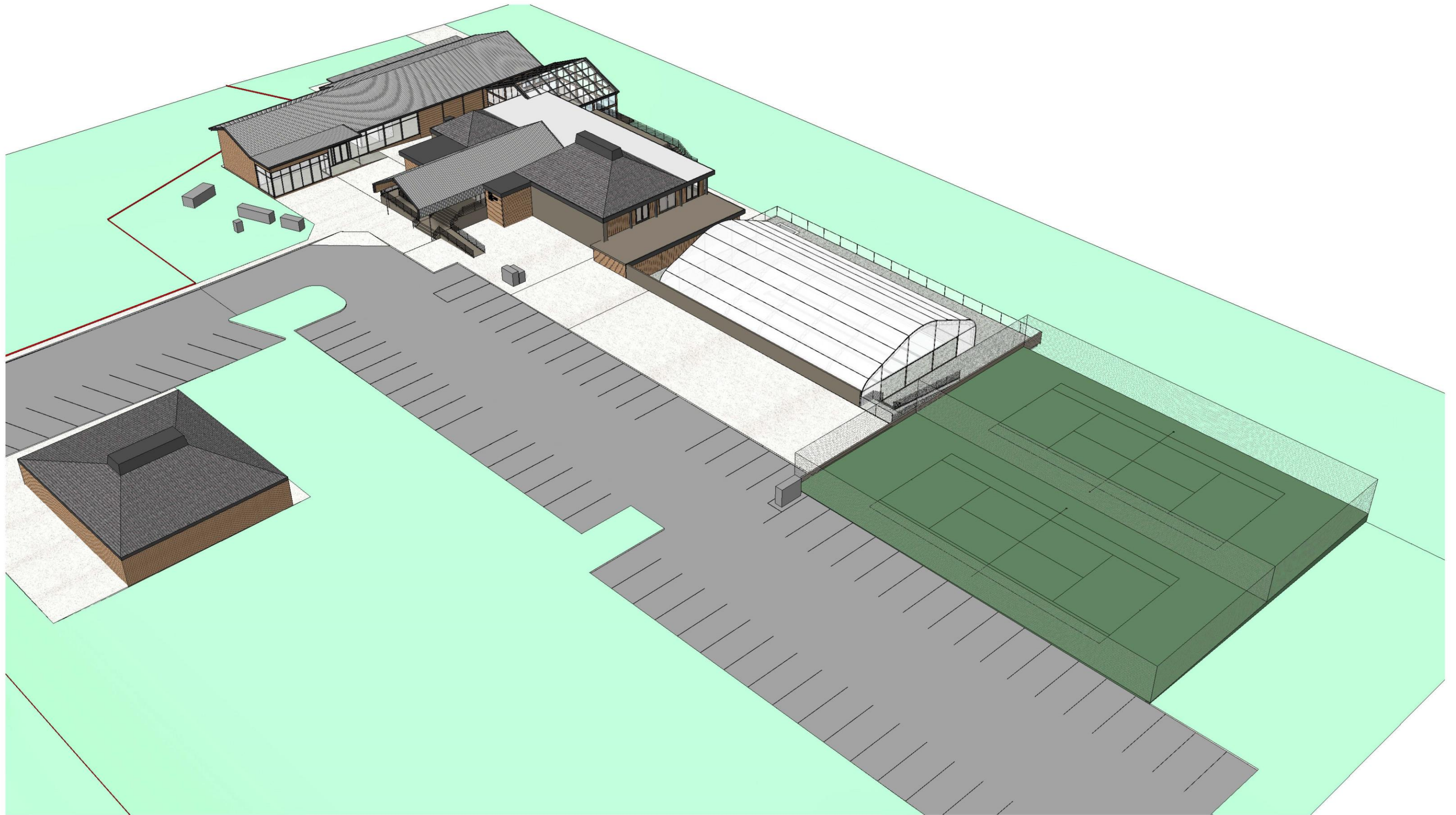
**SCHEME 2 - PHASE 4**  
**UPPER LEVEL**  
 1/32" = 1'-0"



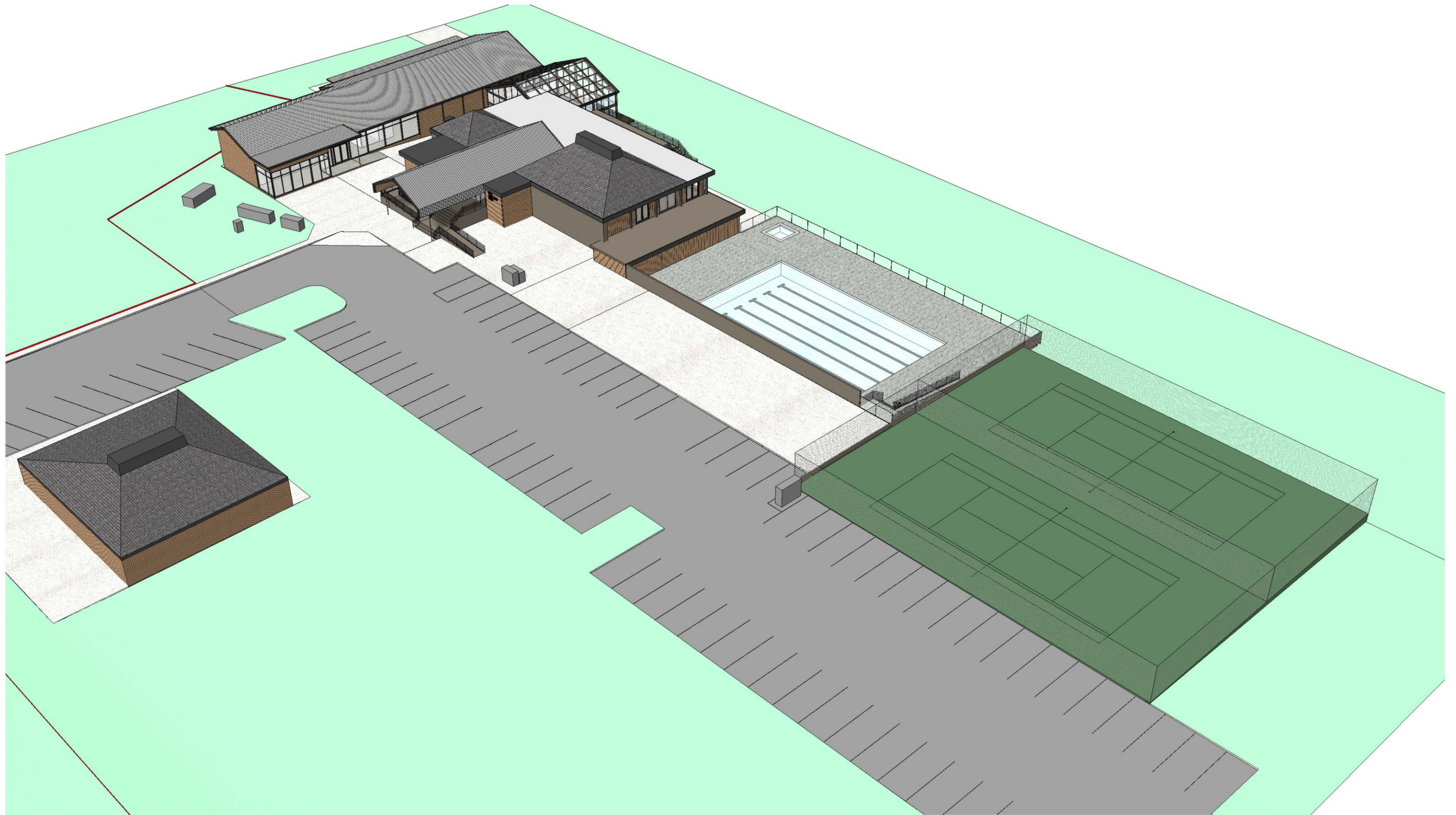


- (N) DOUBLE HEIGHT (ALL GLASS) DINING HALL (1,300SF)
- (N) LOWER LEVEL REMODEL - KITCHEN, BAR (2,680SF)
- (N) LOWER LEVEL REMODEL - REC./CRAFT ROOM (2,240SF)


**SCHEME 2 - PHASE 5**  
**LOWER LEVEL**  
 1/32" = 1'-0"



**SCHEME 2 - OVERALL VIEW FROM THE SOUTHWEST - WITH POOL CANOPY**



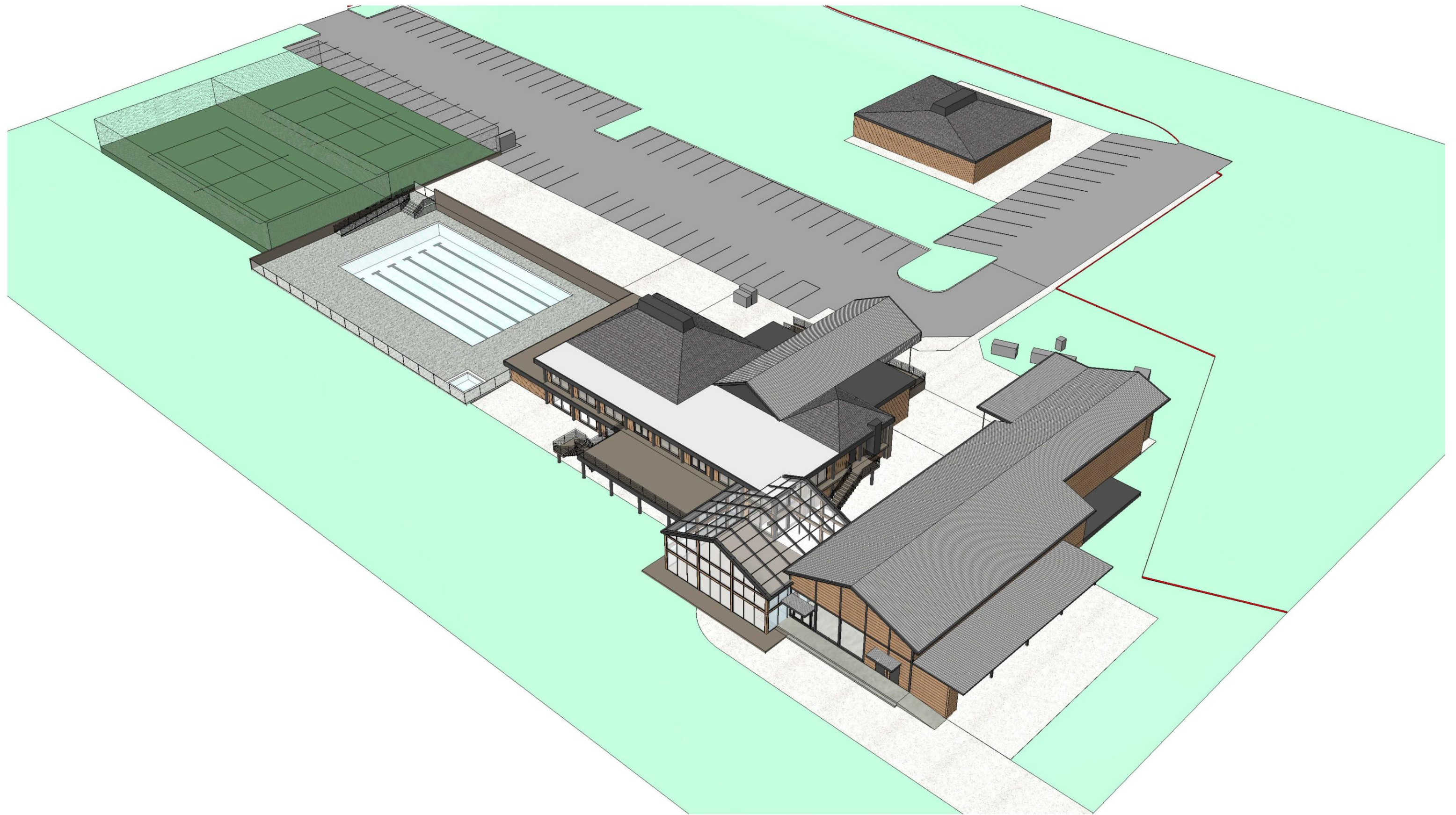
**SCHEME 2 - OVERALL VIEW FROM THE SOUTHWEST - NO POOL CANOPY**



**SCHEME 2 - OVERALL VIEW FROM THE NORTHEAST - WITH POOL CANOPY**

PINE MOUNTAIN CLUB POA CLUBHOUSE - PHASING PACKAGE  
2524 BEECHWOOD WAY, FRAZIER PARK, CA 93222  
2/23/2019





**SCHEME 2 - OVERALL VIEW FROM THE NORTHEAST - NO POOL CANOPY**

PINE MOUNTAIN CLUB POA CLUBHOUSE - PHASING PACKAGE  
2524 BEECHWOOD WAY, FRAZIER PARK, CA 93222  
2/23/2019



**SCHEME 2 - GOLF COURSE VIEW - NO POOL CANOPY**

PINE MOUNTAIN CLUB POA CLUBHOUSE - PHASING PACKAGE  
2524 BEECHWOOD WAY, FRAZIER PARK, CA 93222  
2/23/2019



**SCHEME 2 - GOLF COURSE VIEW - WITH CANOPY**

PINE MOUNTAIN CLUB POA CLUBHOUSE - PHASING PACKAGE  
2524 BEECHWOOD WAY, FRAZIER PARK, CA 93222  
2/23/2019



**PRECEDENT IMAGES - EXTERIOR / INTERIOR**

**PINE MOUNTAIN CLUB POA CLUBHOUSE - PHASING PACKAGE**  
2524 BEECHWOOD WAY, FRAZIER PARK, CA 93222  
2/23/2019





**PRECEDENT IMAGES - EXTERIOR / INTERIOR**

**PINE MOUNTAIN CLUB POA CLUBHOUSE - PHASING PACKAGE**  
2524 BEECHWOOD WAY, FRAZIER PARK, CA 93222  
2/23/2019



**PRECEDENT IMAGES - COVERED POOL**

**PINE MOUNTAIN CLUB POA CLUBHOUSE - PHASING PACKAGE**  
2524 BEECHWOOD WAY, FRAZIER PARK, CA 93222  
2/23/2019



**PRECEDENT IMAGES - COVERED POOL**

PINE MOUNTAIN CLUB POA CLUBHOUSE - PHASING PACKAGE  
2524 BEECHWOOD WAY, FRAZIER PARK, CA 93222  
2/23/2019